

# ***MONTERO SPORT***

---



**MITSUBISHI  
MOTORS**

Drive your Ambition



**Elevate Your Journey**



From a bold new look, to the advanced suspension engineered for better comfort and increased off-road toughness, to the outstanding 4WD performance and high obstacle clearances, the New Montero Sport is designed to climb up, over, around and through the toughest terrain.

#### 2.4L MIVEC CLEAN DIESEL ENGINE (4N15)



2.4L In-line 4 DOHC 16-Valve Direct Injection Clean Diesel Engine with Variable Geometry Turbo [VGT] and Mitsubishi Innovative Valve timing Electronic Control [MIVEC] (4N15) Clean power. Optimum performance. Remarkable fuel economy.

- Maximum Power: 181 Ps @3,500 rpm
- Maximum Torque: 430 Nm @2,500 rpm



#### 8-SPEED AUTOMATIC TRANSMISSION



The first in its class 8-speed automatic transmission with Sports Mode is designed to maximize fuel efficiency and engine power. Sports Mode lets driving enthusiasts use the magnesium alloy paddle shifters as a manual override.

#### A BOLD NEW DESIGN

The bold, refined, high-quality design, emphasized by sophisticated lines, delivers a commanding look from every angle.



#### NEW LED REAR COMBINATION LAMPS

The LED rear combination lamps further accentuate the New Montero Sport's width while increasing visibility for enhanced safety. (GT)



#### NEW ADVANCED DYNAMIC SHIELD CONCEPT FASCIA

The innovative and powerful evolution of the Dynamic Shield creates the confident face and road presence of the New Montero Sport.

#### LARGE COMBINATION TURN SIGNAL AND FOG LAMPS

The fog lamps integrated with the large turn signal lamps offer a bolder look on the New Montero Sport.



#### NEW 18" ALLOY WHEELS

The newly designed alloy wheels evoke the strength to handle tough surface conditions. Roll in style with these striking two-tone alloy wheels for the GT variant and sleek alloy wheels for the GLS and GLX variants.



## ELECTRONIC DIAL SUPER SELECT 4WD-II WITH OFF-ROAD MODE TRACTION CONTROL (GT 4WD)

The New Montero Sport delivers superior off-road performance thanks to the Super Select 4WD-II with Off-Road Mode Traction Control. The system offers the advantage of four (4) drive settings and four (4) different terrain controls. A center differential lock controls torque distribution to the front and rear tires for superior handling while the shift-on-the-fly system lets drivers react immediately to any condition without stopping (except when shifting to 4LLc).



**2H**

For normal road conditions



**4H**

For rough roads and hazardous conditions



**4HLC**

For rugged terrain with low-grip surfaces



**4LLc**

For rocks, mud, sand, deep snow, etc.



## NEW 8" COLOR LCD INSTRUMENT METER CLUSTER

A first for Mitsubishi, the large 8" full LCD meter cluster enhances the advanced look and feel of the cockpit. The different display types provide a smooth, intuitive grasp of advanced driver assistance systems and other car functions at a glance. (GT)



## MITSUBISHI REMOTE CONTROL

Introducing the New Mitsubishi Motors Smartphone App. Control select vehicle functions via your smartphone. (GT 4WD)



The following operations can be preset using the app:

- Tailgate Open/Close/Lock Automatically
- Headlights On/Off
- Position Lamps On/Off
- Hazard Lamp On/Off
- Doors Open/Close
- Power Windows Open/Close
- Engine Switch On/Off
- Electronic Tailgate Main Switch On/Off



**Vehicle Reminder**  
When leaving the vehicle, the app notifies you if you have forgotten to lock the doors or switch off the headlights.



**Car Finder**  
Locate your vehicle in a large parking lot, by turning on the headlights using your smartphone.



**Vehicle Information**  
Displays information on your driving status such as fuel consumption and green driving score.



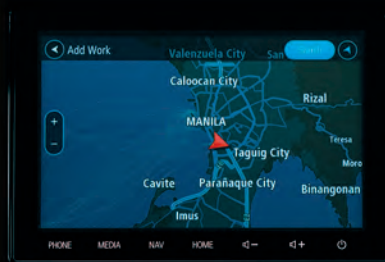
**Troubleshooting**  
The app provides you with troubleshooting solutions when the vehicle doesn't respond to the remote control operation.






## ROOMY AND HIGH-QUALITY INTERIOR

A luxurious and advanced design that provides intelligent operation and comfortable space for passengers.



androidauto 

## NEW SMARTPHONE-LINK DISPLAY MULTIMEDIA ENTERTAINMENT SYSTEM

Infotainment made more user-friendly with Apple CarPlay and Android Auto compatibility and an 8" display screen for better visibility. Smart Display Audio [SDA] can also be linked to the LCD instrument cluster for the driver's convenience. (GT/GLS)

## NEW POWER TAILGATE

The Power Tailgate with Keyless Operation System [KOS] allows you to access the rear cargo with ease (GT).

Operations include the following:

### 1. Close and lock function

The tailgate can be closed and locked automatically with the lock switch.

### 2. Hands-free access

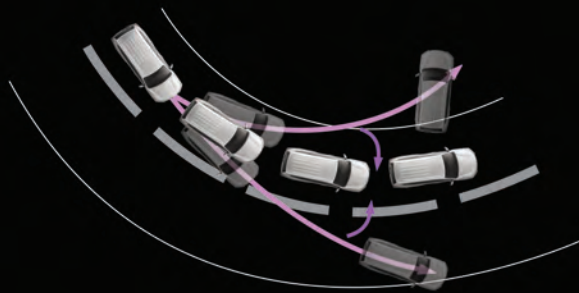
Movement sensors are positioned at the corners of the rear bumper. This allows you to open and close the tailgate automatically by placing your foot in front of the sensors in an up-down motion.

### 3. Height memory function

The tailgate opening height can be set based on your preference. When you have the tailgate set to your desired height, press and hold that button to stop on your desired position.







### MITSUBISHI ACTIVE STABILITY AND TRACTION CONTROL [M-ASTC]

Maintains vehicle stability and optimizes traction to prevent wheels from skidding during adverse conditions and emergency maneuvers by applying brake force to one or more wheels and adjusting the engine output.

### HILL DESCENT CONTROL [HDC]

When going downhill, the HDC controls and maintains the vehicle's speed automatically to allow the driver to focus on negotiating the steep or slippery descent more safely. (GT 4WD)



## MORE ADVANCED SAFETY FEATURES



Check surroundings for safety.

PHONE

MEDIA

NAV

HOME

←

→

⏻

### MULTI AROUND MONITOR

The views from cameras mounted on the front, rear and sides of the vehicle (including a bird's-eye view) can be displayed in various combinations to reveal what are in the blind spots and help you park more safely. (GT 4WD)

7 SRS Airbags

RCTA • Rear Cross Traffic Alert (GT 4WD)

UMS • Ultrasonic Misacceleration Mitigation System (GT 4WD)

FCM • Forward Collision Mitigation system (GT 4WD)

M-ASTC • Mitsubishi Active Stability and Traction Control

RISE Body • Reinforced Impact Safety Evolution Body

BSW • Blind Spot Warning with LCA • Lane Change Assist (GT 4WD)

### BLIND SPOT WARNING [BSW] with LANE CHANGE ASSIST [LCA]



BSW together with the LCA helps the driver avoid sideswiping another vehicle when changing lanes by detecting vehicles at its rear quarters and alerting the driver with an audible alert and a flashing light in the side view mirror. (GT 4WD)

### REAR CROSS TRAFFIC ALERT [RCTA]



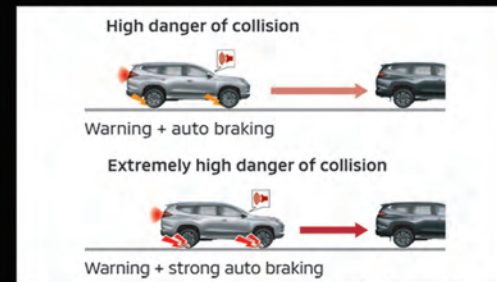
The driver is alerted when the rear radar sensors detect approaching vehicles nearby while the reverse gear is engaged. A warning message appears in the multi-information display, a buzzer sounds, and an indicator blinks in both side view mirrors. (GT 4WD)

### ULTRASONIC MISACCELERATION MITIGATION SYSTEM [UMS]



Reduces accidents resulting from abruptly pressing the accelerator from standstill position by detecting obstacles in front or behind the New Montero Sport. (GT 4WD)

### FORWARD COLLISION MITIGATION SYSTEM [FCM]



When there is a risk of collision, the FCM system alerts the driver with a visual and audible warning. If the driver does not respond, the system automatically applies moderate to emergency braking. (GT 4WD)



VEHICLE SPECIFICATIONS

GENERAL SPECIFICATIONS		GT 4WD A/T	GT 2WD A/T	GLS 2WD A/T	GLX 2WD M/T
Overall Length	(mm)	4785			
Overall Width	(mm)	1815			
Overall Height	(mm)	1,805			
Wheelbase	(mm)	2800			
Tread (Front / Rear)	(mm)	1,520 / 1,515			
Minimum Ground Clearance	(mm)	218			
PERFORMANCE					
Turning Radius	(m)	5.6			
Wading Depth	(mm)	700			
ENGINE					
Model and Type	(cc)	(4N15) 2.4L 4 In-line 16-Valve DOHC with Variable Geometry Turbo (VGT) and Mitsubishi Innovative Valve timing Electronic Control (MIVEC)			
Displacement	(mm)	2442			
Maximum Power	(Ps/rpm)	181 (175.56) / 3,500			
Maximum Torque	(Nm/rpm)	430 (43.83) / 2,500			
Fuel System		Electronic Common Rail Direct Injection			
TRANSMISSION					
Model		8-Speed Automatic with Sports Mode			6-Speed Manual
Drivetrain		Super Select 4WD-II	Rear-Wheel 2WD		
Off Road Mode		Equipped	-		
Gear Ratio	1st	4.845			4.280
	2nd	2.840			2.298
	3rd	1.863			1.437
	4th	1.436			1.000
	5th	1.216			0.776
	6th	1.000			0.651
	7th	0.815			-
	8th	0.672			-
	Reverse	3.865			3.959
Final Gear Ratio		3.692			
BRAKES					
Brake Override System		Equipped			
Brake Assist		Equipped			-
Electronic Parking Brake		Equipped with Auto Hold Function			-
TIRES AND WHEELS					
Tires		265 / 60 R18 110H			
Wheels		18" x 7.5JJ Two-Tone Alloy		18" x 7.5JJ Alloy	
SUSPENSION					
Front		Double Wishbone with Coil Springs and Stabilizer Bar			
Rear		3-Link Coil Springs with Stabilizer Bar			

		GT 4WD A/T	GT 2WD A/T	GLS 2WD A/T	GLX 2WD M/T
STEERING					
Gear Type		Rack and Pinion			
Power Steering		Equipped			
Steering Wheel Audio Remote		Equipped			
Multi Information Display Remote		Equipped			
Tilt Adjustment		Equipped			
Telescopic Adjustment		Equipped			
Cruise Control		Equipped (Adaptive)	Equipped		
MULTIMEDIA SYSTEM					
Head Unit Type		Smart Display Audio LCD Touch Screen Tuner, USB, Bluetooth, HDMI with Android Auto and Apple CarPlay compatibility			DVD Display Audio, LCD Touch Screen, Tuner, USB and Bluetooth compatibility
Multi Around Monitor		Equipped	-		
2nd Row USB Port		Equipped x 2			-
GPS Navigation System		Tomtom Navigation			-
Speakers		6			4
Antenna		Shark Fin			
SAFETY					
SRS Airbags		7	6	2	
Seatbelts	Front Row	3 pt. ELR with Double Pretensioner for Driver and Passenger with Adjustable Anchor			
	2nd Row	3 pt. ELR x 3			
	3rd Row	3 pt. ELR x 2			
Active Stability and Traction Control (M-ASTC)		Equipped			-
Hill Start Assist (HSA)		Equipped			-
Hill Descent Control (HDC)		Equipped	-		
Trailer Stability Assist		Equipped			-
ISO-Fix		Equipped			
Tether Anchor		Equipped			
Forward Collision Mitigation (FCM)		Equipped	-		
Blind Spot Warning with Lane Change Assist (BSW with LCA)		Equipped	-		
Ultrasonic Misacceleration Mitigation System (UMS)		Equipped	-		
Rear Cross Traffic Alert (RCTA)		Equipped	-		
Anti-Lock Braking System (ABS)		Equipped with Electronic Brakeforce Distribution (EBD)			
AMENITIES					
Tailgate		Power Lift Tailgate with Hands-free Function		Lift Type	
Instrument Meter Cluster		LCD Instrument Meter Display		White-Lit High Contrast Instrument Meter Display	
12V Accessory Socket		Equipped			
220V Power Outlet (150W)		Equipped			-
Day and Night Rear View Mirror		Equipped (Auto-dim)	Equipped		

- Color, photos and specifications may vary from actual unit - Specifications may change without prior notice.

GENUINE ACCESSORIES



VEHICLE COLORS



BF10020005 © Mitsubishi Motors Philippines Corporation

On quality:  
We seek excellence in our products and services and recognize that customer satisfaction is the essence of our mission.

